Schiit Preamp APx555 Standard Test Suite: Freya S

Notes:

This is a test of a representative sample. If you have measurements that differ significantly from these, first check your analyzer and setup carefully, and (ideally) see if you can replicate the results on another analyzer. If the odd results persist, contact info@schiit.com so we can have a look.

Summary

Passive	
Level and Gain	PASSED
DC Level	PASSED
Signal Analyzer	PASSED
Frequency Response	PASSED
Signal to Noise Ratio	PASSED
THD+N	PASSED
IMD Level Sweep (CCIF)	PASSED
IMD Frequency Sweep (CCIF)	PASSED
Crosstalk, One Channel Undriven	PASSED
Stepped Level Sweep	PASSED
X1 Gain	
Level and Gain	PASSED
DC Level	PASSED
Signal Analyzer	PASSED
Frequency Response	PASSED
Signal to Noise Ratio	PASSED
THD+N	PASSED
IMD Level Sweep (CCIF)	PASSED
IMD Frequency Sweep (CCIF)	PASSED
Crosstalk, One Channel Undriven	PASSED
Stepped Level Sweep	PASSED
X4 Gain	
Level and Gain	PASSED
DC Level	PASSED
Signal Analyzer	PASSED
Frequency Response	PASSED
Signal to Noise Ratio	PASSED
THD+N	PASSED
IMD Level Sweep (CCIF)	PASSED
IMD Frequency Sweep (CCIF)	PASSED
Crosstalk, One Channel Undriven	PASSED
Stepped Level Sweep	PASSED

Sequence Result:

Sequence Result: PASSED

APx Instrument

Instrument ID:	11571
Calibration Date:	5/8/2018
APx Version:	5.0.0.105.133644

Passive : Signal Path Setup

Output Connector:	Analog Balanced
Channels:	2
Generator Mode:	High Performance Sine Generator
Configuration:	Normal (Differential)
Source Impedance:	40 ohm
AG52 Generator Option:	Installed
Output EQ:	None
Input Connector:	Analog Balanced
Channels:	2
Termination:	200 kohm
High Performance Sine Analyzer:	Enabled
Input Bandwidth:	AC (<10 Hz) - 22.4k (48 kHz SR)
Device Delay:	0.000 s
Input EQ:	None

• References

dBr G:	100.0 mVrms
dBm (Output Power):	600.0 ohm
W(watts) (Output Power):	8.000 ohm
Shared Frequency Reference:	1.00000 kHz
dBrA:	1.000 Vrms
dBrB:	1.000 Vrms
dBrA Offset:	0.000 dB
dBrB Offset:	0.000 dB
dBSPL1:	10.00 mVrms
dBSPL2:	10.00 mVrms
dBSPL1 Calibrator Level:	94.000 dBSPL
dBSPL2 Calibrator Level:	94.000 dBSPL
dBm (Input Power):	600.0 ohm
W(watts) (Input Power):	8.000 ohm

• DCX

DCX is not detected.

• Clocks

Output Rate:	Track Output SR
Sync Out Level:	3.300 V

Sync Out Polarity:	Normal
Timebase Reference:	Internal
Jitter:	Disabled
• Triggers	
Source:	Off
Input Logic Level:	3.300 V
Edge:	Rising

Passive : Level and Gain

Waveform:	Sine
Generator Mode:	High Performance Sine Generator
Generator Level:	1.000 Vrms
Frequency:	1.00000 kHz

RMS Level (5/22/2019 11:00:53.660 AM)

Ch1	0.995 Vrms
Ch2	0.995 Vrms

Passive : DC Level

Waveform:	Sine
Generator Level:	0.000 Vrms
DC Offset:	0.000 V
Frequency:	1.00000 kHz
Delay Time:	100.0 ms
Acquisition Time:	333.0 ms

DC Level (5/22/2019 11:00:54.723 AM)

Ch1	-144.5 uV
Ch2	22.08 uV

Passive : Signal Analyzer

Waveform:	Sine
Generator Mode:	High Performance Sine Generator
Generator Level:	450.0 mVrms
Frequency:	1.00000 kHz
Secondary Source:	None
Measured 1	5/22/2019 11:00:58 AM
Acquisition Type:	Auto
Trigger:	Free Run
Delay Time:	250.0 ms
Input Bandwidth:	Use Signal Path
FFT Length:	32K
Averaging:	Power
Averages:	3
Window:	AP-Equiripple
Record Acquisition:	False
Recording Type:	Multiple Mono PCM (.wav)

FFT Spectrum (5/22/2019 11:00:58.311 AM)

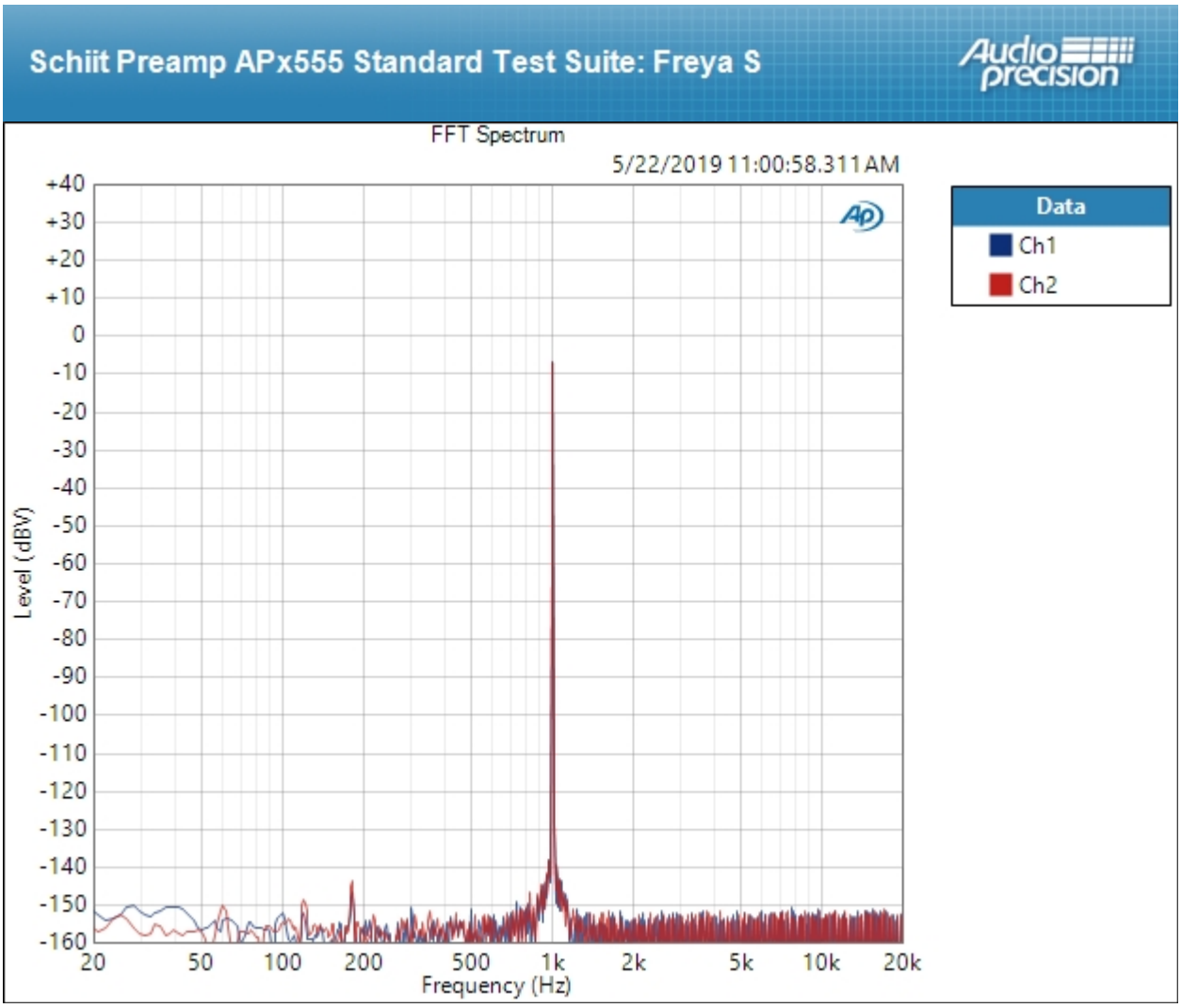

Result: PASSED

Passive : Frequency Response

Start Frequency:	20.0000 Hz
Stop Frequency:	20.0000 kHz
Generator Level:	1.000 Vrms
DC Offset:	0.000 V
EQ:	None
Pre-Sweep:	100.0 ms
Sweep:	350.0 ms
Extend Acquisition By:	50.00 ms
Secondary Source:	None
Measured 1	5/22/2019 11:01:00 AM

Relative Level (1.00000 kHz) (5/22/2019 11:01:00.316 AM)

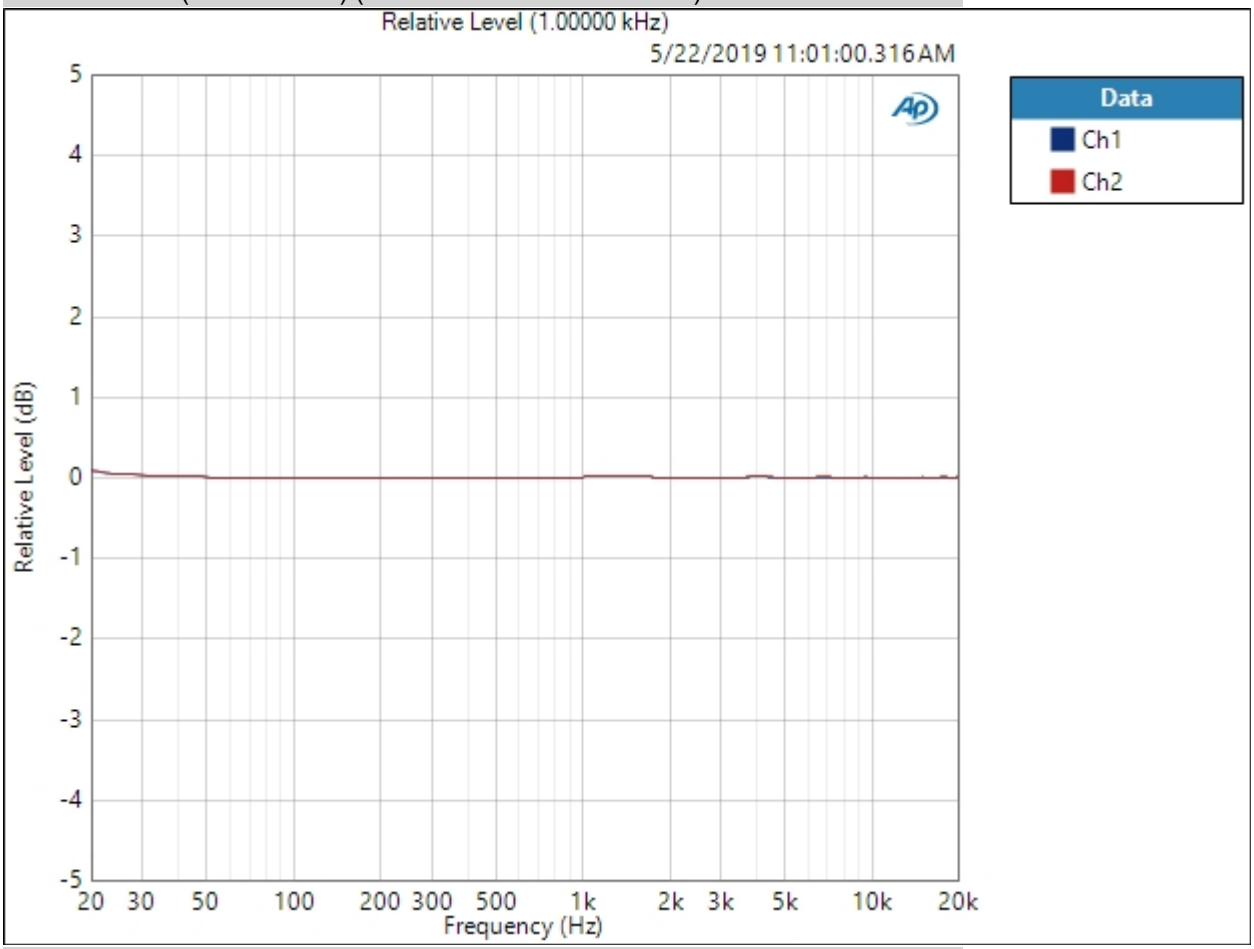

Relative Level (1.00000 kHz) Parameters

Mode:	Normalized at Reference

Ref Frequency: 1.00000 kHz

Result: PASSED

Deviation (20.0000 Hz - 20.0000 kHz) (5/22/2019 11:01:00.316 AM)

Ch1 ±0.039 dB

Ch2 ±0.038 dB

Deviation (20.0000 Hz - 20.0000 kHz) Parameters

Min: 20.0000 Hz

Max: 20.0000 kHz

Passive : Signal to Noise Ratio

Waveform:	Sine
Generator Mode:	High Performance Sine Generator
Generator Level:	1.000 Vrms
Frequency:	1.00000 kHz
Low-pass Filter:	20 kHz
Weighting Filter:	A-wt.
High-pass Filter:	20 Hz

Signal to Noise Ratio (5/22/2019 11:01:02.262 AM)

Ch1 122.262 dB

Ch2 122.317 dB

Passive : THD+N

Waveform:	Sine
Generator Mode:	High Performance Sine Generator
Generator Level:	1.000 Vrms
Frequency:	1.00000 kHz
Low-pass Filter:	20 kHz
Weighting Filter:	Signal Path
High-pass Filter:	20 Hz
Notch Tuning Mode:	Measured Frequency

THD+N Ratio (5/22/2019 11:01:04.556 AM)

Ch1 0.000119 %

Ch2 0.000122 %

THD Ratio (5/22/2019 11:01:04.556 AM)

Ch1 0.000019 %

Ch2 0.000019 %

Noise Ratio (5/22/2019 11:01:04.556 AM)

Ch1 0.000116 %

Ch2 0.000118 %

Distortion Product Ratio (5/22/2019 11:01:04.556 AM)

Channel	F	H2	H3	H4	H5	H6	H7	H8	H9	H10
	1.000k	2.000k	3.000k	4.000k	5.000k	6.000k	7.000k	8.000k	9.000k	10.00k
Ch1	-0.00	-147.18	-142.81	-150.02	-150.99	-147.73	-149.74	-145.73	-148.37	-147.44
	1.000k	2.000k	3.000k	4.000k	5.000k	6.000k	7.000k	8.000k	9.000k	10.00k
Ch2	-0.00	-145.03	-147.87	-148.58	-149.44	-148.17	-149.18	-148.04	-145.27	-150.81

Distortion Product Ratio Parameters

Frequency Unit:	Hz
Ratio Unit:	dB

Passive : IMD Level Sweep (CCIF)

IMD Type:	CCIF
Waveform:	IMD
Generator Level:	4.000 Vrms
DC Offset:	0.000 V
Mean Frequency:	12.5000 kHz
Diff Frequency:	80.0000 Hz
IMD Split:	False
Start Level:	1.000 mVrms
Stop Level:	4.000 Vrms
Step Type:	Logarithmic
Number of Points:	31
Mode:	d2+d3
Measured 1	5/22/2019 11:01:33 AM

CCIF Ratio (5/22/2019 11:01:33.802 AM)

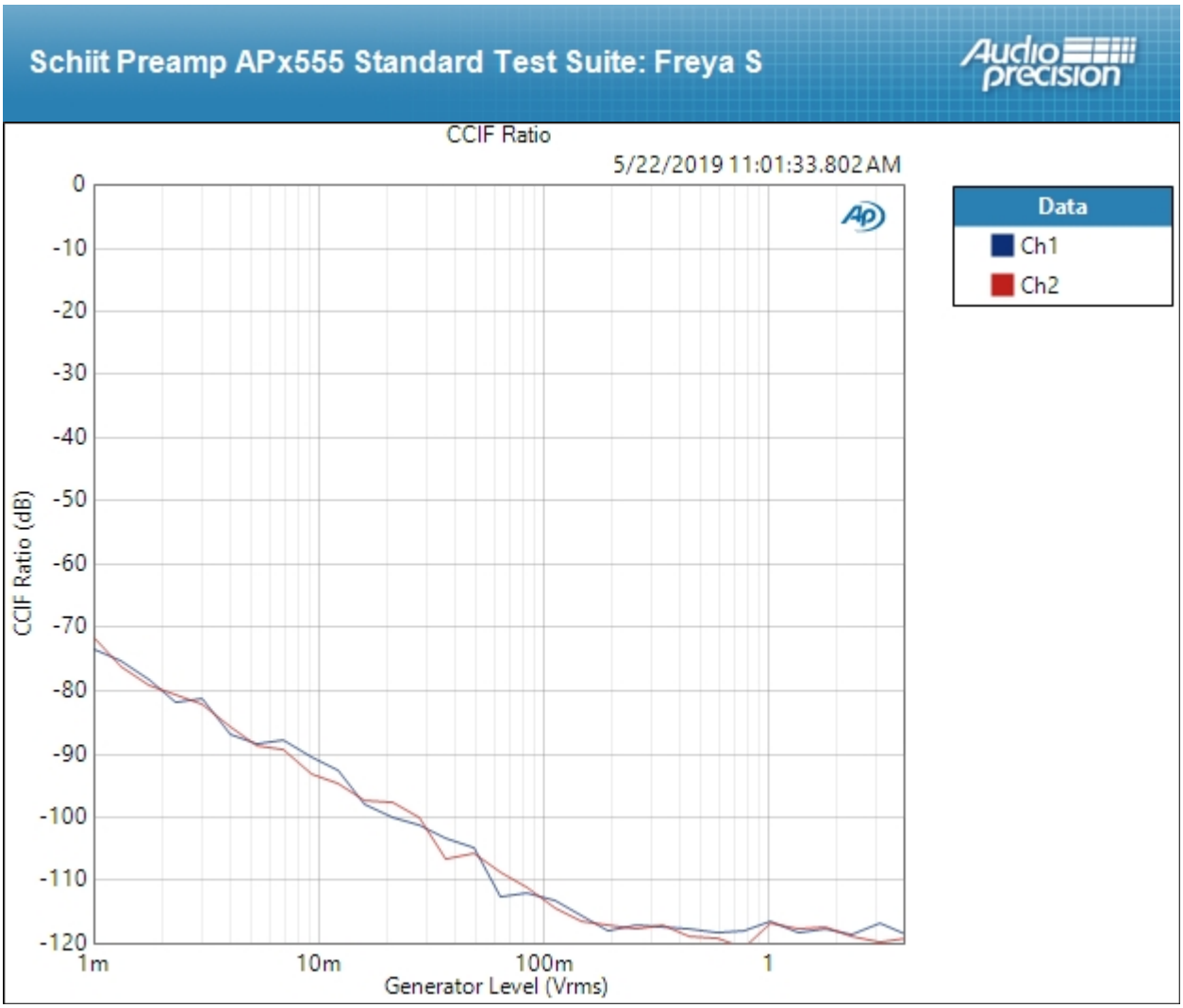

Result: PASSED

Passive : IMD Frequency Sweep (CCIF)

Generator Level:	1.000 Vrms
DC Offset:	0.000 V
Sweep Frequency:	Mean Frequency
Mean Frequency:	12.5000 kHz
Diff Frequency:	80.0000 Hz
IMD Split:	False
Start Frequency:	20.0000 kHz
Stop Frequency:	250.000 Hz
Step Type:	Logarithmic
Number of Points:	31
Mode:	d2+d3
Measured 1	5/22/2019 11:01:43 AM

CCIF Ratio (5/22/2019 11:01:43.217 AM)

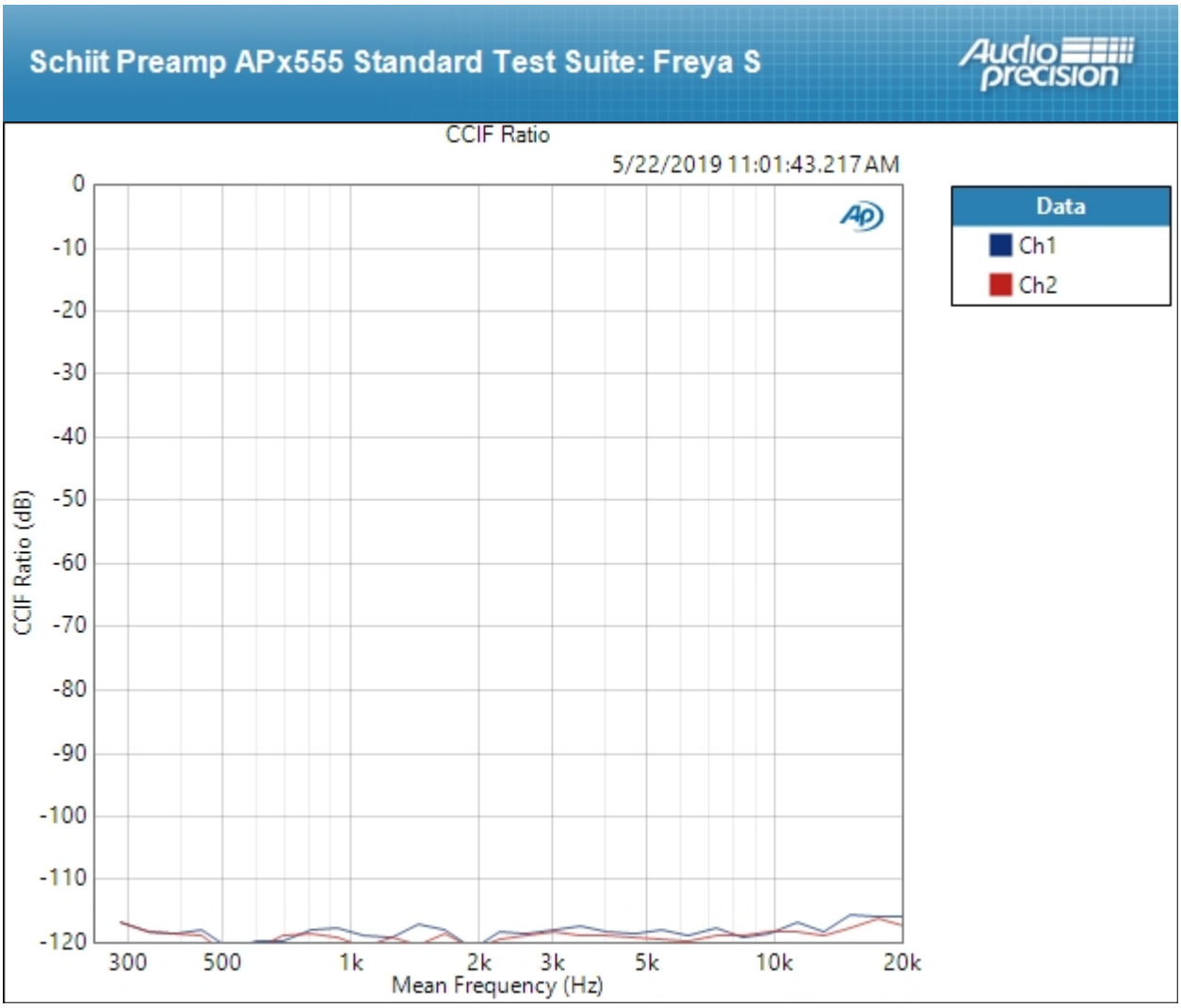

Result: PASSED

Passive : Crosstalk, One Channel Undriven	
Waveform:	Sine
Generator Mode:	High Performance Sine Generator
Generator Level:	1.000 Vrms
Frequency:	10.0000 kHz

Crosstalk (5/22/2019 11:01:45.285 AM)
Ch1 -117.437 dB
Ch2 -117.116 dB

Passive : Stepped Level Sweep

Waveform:	Sine
Generator Mode:	High Performance Sine Generator
Generator Level:	100.0 mVrms
Frequency:	1.00000 kHz
Start Level:	1.000 mVrms
Stop Level:	4.000 Vrms
Step Type:	Logarithmic
Number of Points:	31
Low-pass Filter:	20 kHz
Weighting Filter:	Signal Path
High-pass Filter:	20 Hz
Notch Tuning Mode:	Generator Frequency
Measured 1	5/22/2019 11:02:00 AM

THD+N Ratio vs Measured Level (5/22/2019 11:02:00.670 AM)

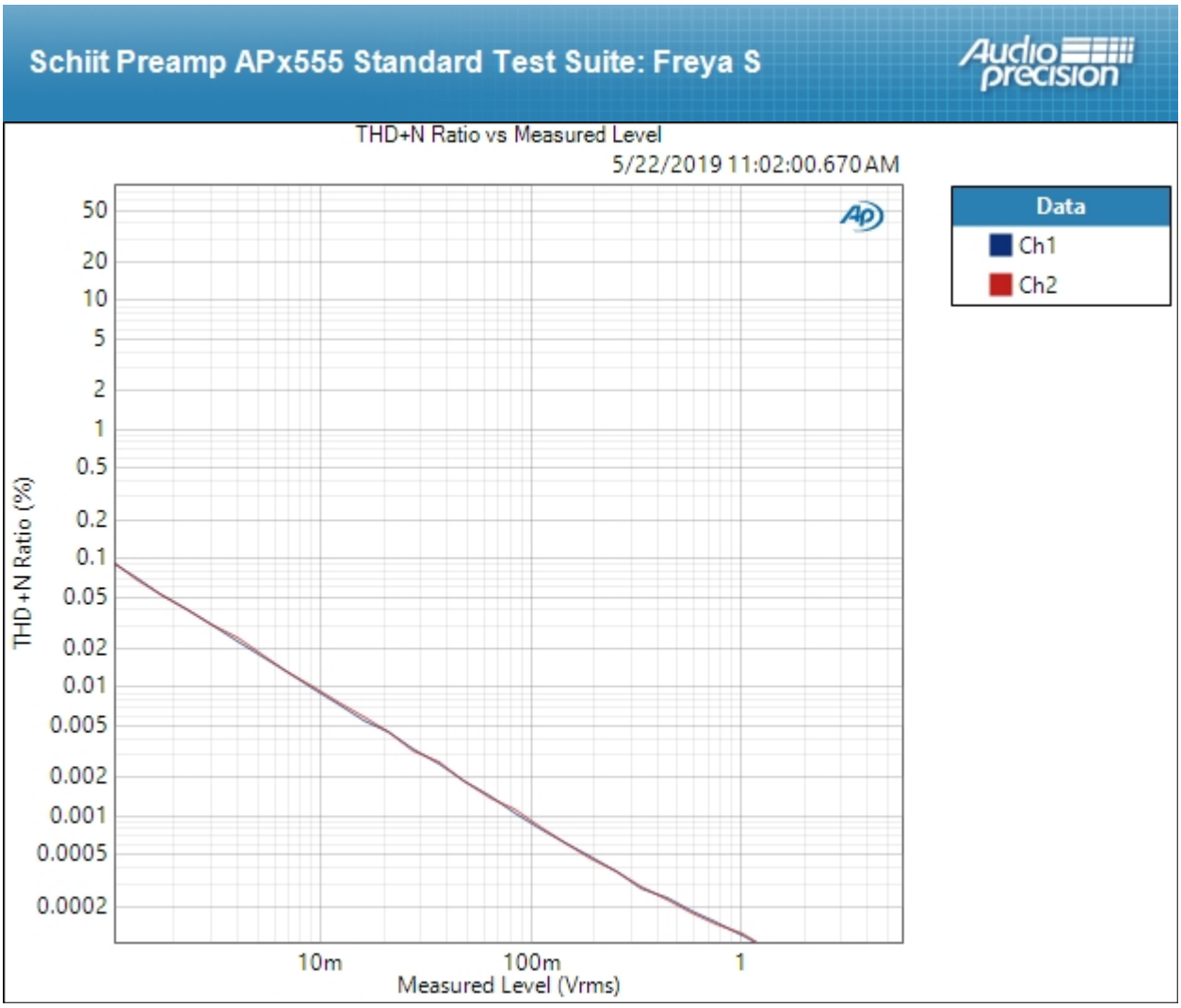

Result: PASSED

X1 Gain : Signal Path Setup

Output Connector:	Analog Balanced
Channels:	2
Generator Mode:	High Performance Sine Generator
Configuration:	Normal (Differential)
Source Impedance:	40 ohm
AG52 Generator Option:	Installed
Output EQ:	None
Input Connector:	Analog Balanced
Channels:	2
Termination:	200 kohm
High Performance Sine Analyzer:	Enabled
Input Bandwidth:	AC (<10 Hz) - 22.4k (48 kHz SR)
Device Delay:	0.000 s
Input EQ:	None

• References

dBr G:	100.0 mVrms
dBm (Output Power):	600.0 ohm
W(watts) (Output Power):	8.000 ohm
Shared Frequency Reference:	1.00000 kHz
dBrA:	1.000 Vrms
dBrB:	1.000 Vrms
dBrA Offset:	0.000 dB
dBrB Offset:	0.000 dB
dBSPL1:	10.00 mVrms
dBSPL2:	10.00 mVrms
dBSPL1 Calibrator Level:	94.000 dBSPL
dBSPL2 Calibrator Level:	94.000 dBSPL
dBm (Input Power):	600.0 ohm
W(watts) (Input Power):	8.000 ohm

• DCX

DCX is not detected.

• Clocks

Output Rate:	Track Output SR
Sync Out Level:	3.300 V
Sync Out Polarity:	Normal

Timebase Reference:	Internal
Jitter:	Disabled
• Triggers	
Source:	Off
Input Logic Level:	3.300 V
Edge:	Rising

X1 Gain : Level and Gain

Waveform:	Sine
Generator Mode:	High Performance Sine Generator
Generator Level:	550.0 mVrms
Frequency:	1.00000 kHz

RMS Level (5/22/2019 11:02:08.925 AM)

Ch1 1.089 Vrms
Ch2 1.090 Vrms

X1 Gain : DC Level

Waveform:	Sine
Generator Level:	0.000 Vrms
DC Offset:	0.000 V
Frequency:	1.00000 kHz
Delay Time:	100.0 ms
Acquisition Time:	333.0 ms

DC Level (5/22/2019 11:02:10.004 AM)

Ch1 83.70 uV
Ch2 -35.88 uV

X1 Gain : Signal Analyzer

Waveform:	Sine
Generator Mode:	High Performance Sine Generator
Generator Level:	550.0 mVrms
Frequency:	1.00000 kHz
Secondary Source:	None
Measured 1	5/22/2019 11:02:13 AM
Acquisition Type:	Auto
Trigger:	Free Run
Delay Time:	250.0 ms
Input Bandwidth:	Use Signal Path
FFT Length:	32K
Averaging:	Power
Averages:	3
Window:	AP-Equiripple
Record Acquisition:	False
Recording Type:	Multiple Mono PCM (.wav)

FFT Spectrum (5/22/2019 11:02:13.634 AM)

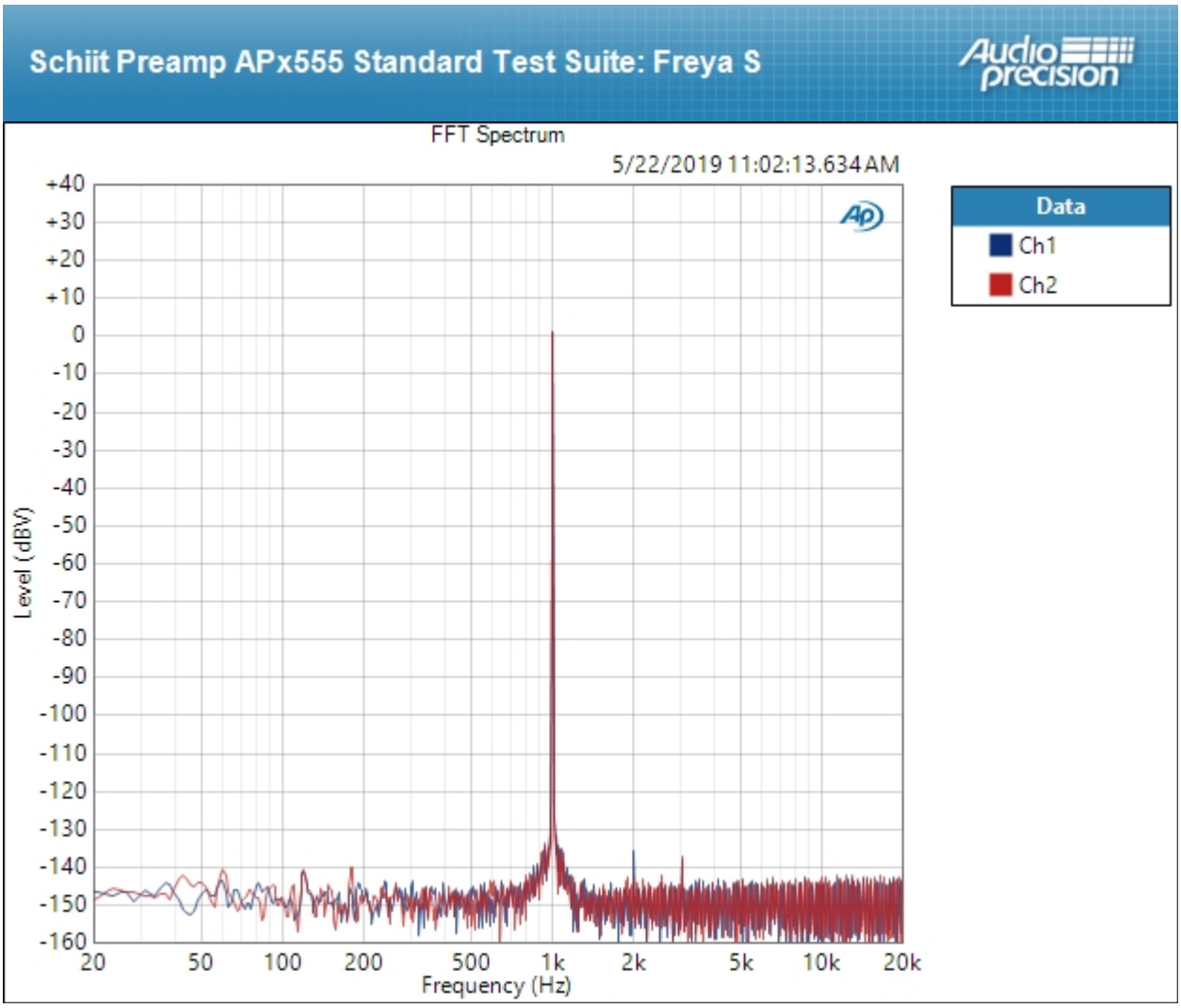

Result: PASSED

X1 Gain : Frequency Response

Start Frequency:	20.0000 Hz
Stop Frequency:	20.0000 kHz
Generator Level:	550.0 mVrms
DC Offset:	0.000 V
EQ:	None
Pre-Sweep:	100.0 ms
Sweep:	350.0 ms
Extend Acquisition By:	50.00 ms
Secondary Source:	None
Measured 1	5/22/2019 11:02:15 AM

Relative Level (1.00000 kHz) (5/22/2019 11:02:15.667 AM)

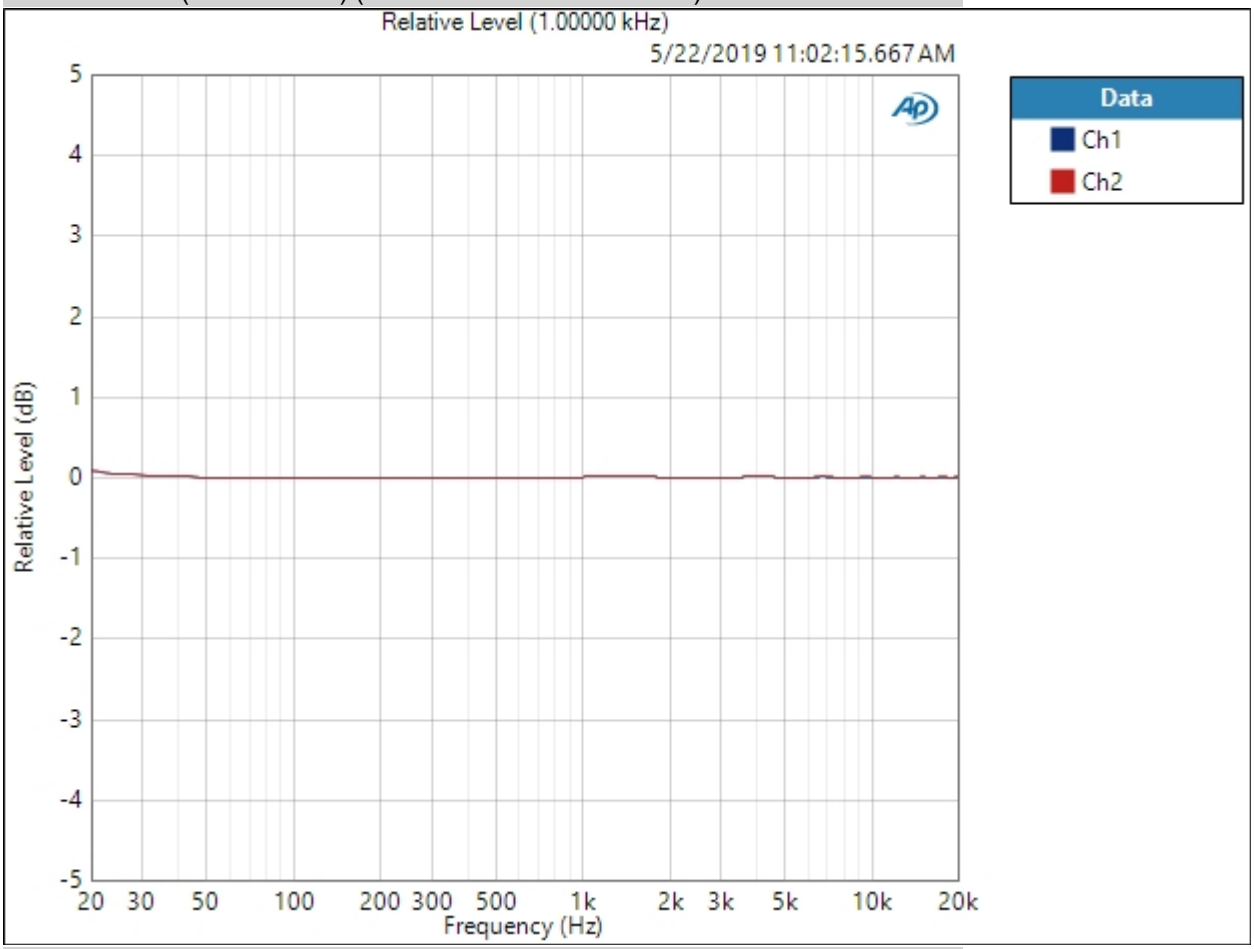

Relative Level (1.00000 kHz) Parameters

Mode: Normalized at Reference

Ref Frequency: 1.00000 kHz

Result: PASSED

Deviation (20.0000 Hz - 20.0000 kHz) (5/22/2019 11:02:15.667 AM)

Ch1 ±0.039 dB

Ch2 ±0.039 dB

Deviation (20.0000 Hz - 20.0000 kHz) Parameters

Min: 20.0000 Hz

Max: 20.0000 kHz

X1 Gain : Signal to Noise Ratio

Waveform:	Sine
Generator Mode:	High Performance Sine Generator
Generator Level:	550.0 mVrms
Frequency:	1.00000 kHz
Low-pass Filter:	20 kHz
Weighting Filter:	A-wt.
High-pass Filter:	20 Hz

Signal to Noise Ratio (5/22/2019 11:02:17.608 AM)

Ch1 114.785 dB

Ch2 114.804 dB

X1 Gain : THD+N

Waveform:	Sine
Generator Mode:	High Performance Sine Generator
Generator Level:	550.0 mVrms
Frequency:	1.00000 kHz
Low-pass Filter:	20 kHz
Weighting Filter:	Signal Path
High-pass Filter:	20 Hz
Notch Tuning Mode:	Measured Frequency

THD+N Ratio (5/22/2019 11:02:19.899 AM)

Ch1 0.000236 %

Ch2 0.000236 %

THD Ratio (5/22/2019 11:02:19.899 AM)

Ch1 0.000045 %

Ch2 0.000040 %

Noise Ratio (5/22/2019 11:02:19.899 AM)

Ch1 0.000231 %

Ch2 0.000232 %

Distortion Product Ratio (5/22/2019 11:02:19.899 AM)

Channel	F	H2	H3	H4	H5	H6	H7	H8	H9	H10
	1.000k	2.000k	3.000k	4.000k	5.000k	6.000k	7.000k	8.000k	9.000k	10.00k
Ch1	-0.00	-134.02	-133.95	-137.67	-141.06	-141.99	-140.67	-143.19	-144.25	-139.98
	1.000k	2.000k	3.000k	4.000k	5.000k	6.000k	7.000k	8.000k	9.000k	10.00k
Ch2	-0.00	-140.03	-135.84	-149.62	-141.90	-141.57	-142.70	-139.47	-142.35	-143.84

Distortion Product Ratio Parameters

Frequency Unit:	Hz
Ratio Unit:	dB

X1 Gain : IMD Level Sweep (CCIF)

IMD Type:	CCIF
Waveform:	IMD
Generator Level:	4.000 Vrms
DC Offset:	0.000 V
Mean Frequency:	12.5000 kHz
Diff Frequency:	80.0000 Hz
IMD Split:	False
Start Level:	1.000 mVrms
Stop Level:	4.000 Vrms
Step Type:	Logarithmic
Number of Points:	31
Mode:	d2+d3
Measured 1	5/22/2019 11:02:49 AM

CCIF Ratio (5/22/2019 11:02:49.103 AM)

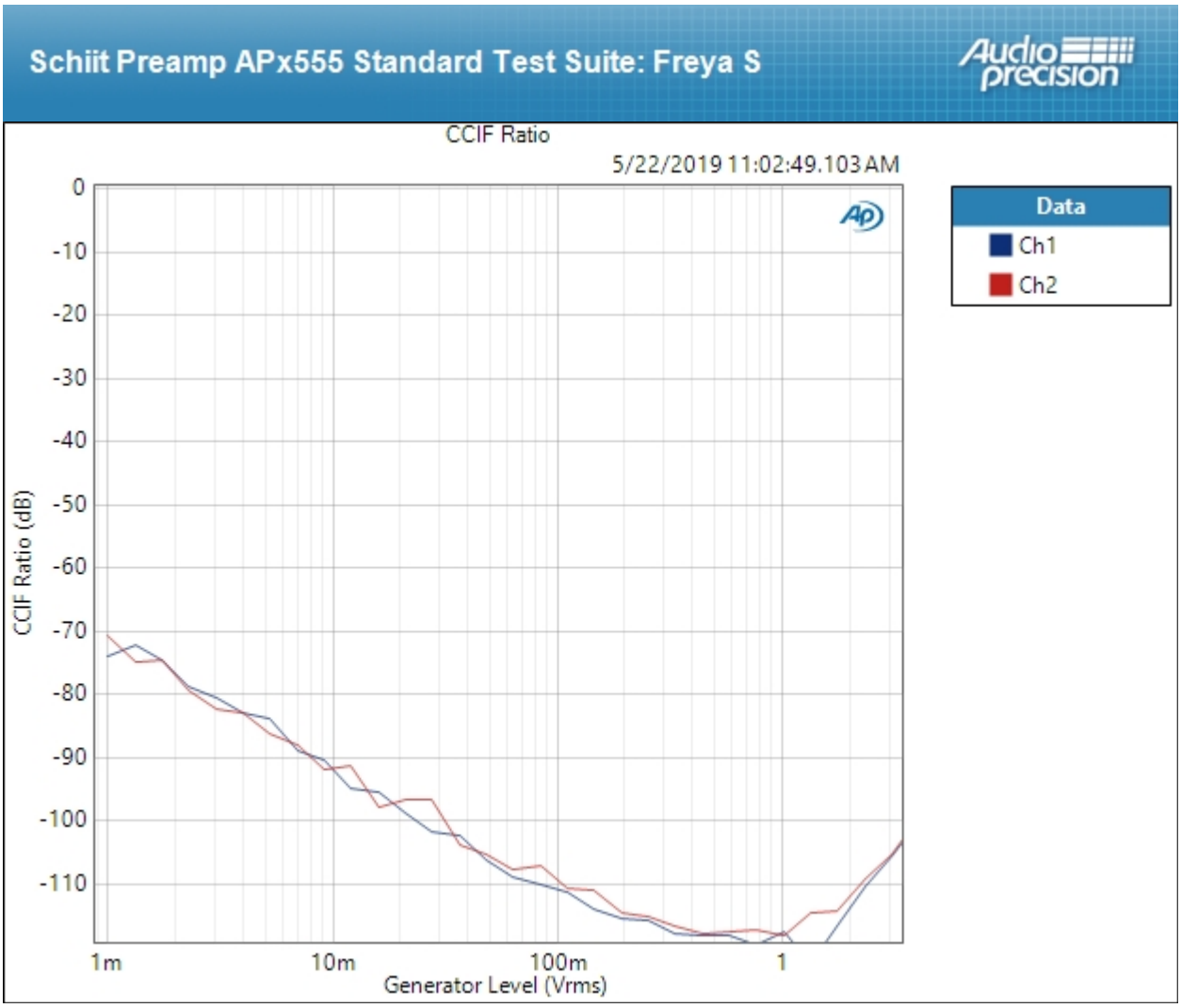

Result: PASSED

X1 Gain : IMD Frequency Sweep (CCIF)

Generator Level:	1.000 Vrms
DC Offset:	0.000 V
Sweep Frequency:	Mean Frequency
Mean Frequency:	12.5000 kHz
Diff Frequency:	80.0000 Hz
IMD Split:	False
Start Frequency:	20.0000 kHz
Stop Frequency:	250.000 Hz
Step Type:	Logarithmic
Number of Points:	31
Mode:	d2+d3
Measured 1	5/22/2019 11:02:58 AM

CCIF Ratio (5/22/2019 11:02:58.440 AM)

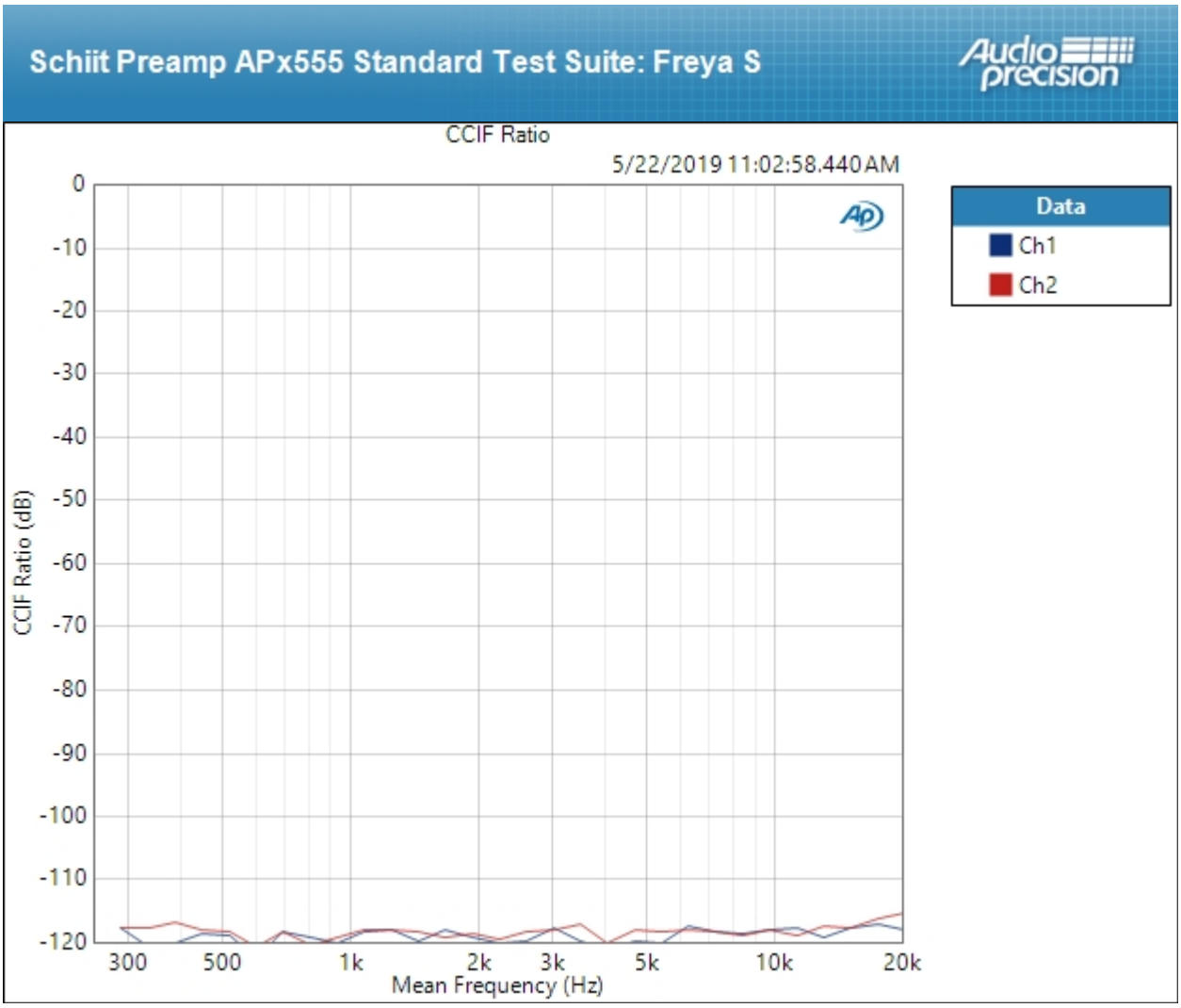

Result: PASSED

X1 Gain : Crosstalk, One Channel Undriven

Waveform:	Sine
Generator Mode:	High Performance Sine Generator
Generator Level:	1.000 Vrms
Frequency:	10.0000 kHz

Crosstalk (5/22/2019 11:03:01.628 AM)

Ch1 -118.870 dB

Ch2 -118.747 dB

X1 Gain : Stepped Level Sweep

Waveform:	Sine
Generator Mode:	High Performance Sine Generator
Generator Level:	100.0 mVrms
Frequency:	1.00000 kHz
Start Level:	1.000 mVrms
Stop Level:	4.000 Vrms
Step Type:	Logarithmic
Number of Points:	31
Low-pass Filter:	20 kHz
Weighting Filter:	Signal Path
High-pass Filter:	20 Hz
Notch Tuning Mode:	Generator Frequency
Measured 1	5/22/2019 11:03:16 AM

THD+N Ratio vs Measured Level (5/22/2019 11:03:16.227 AM)

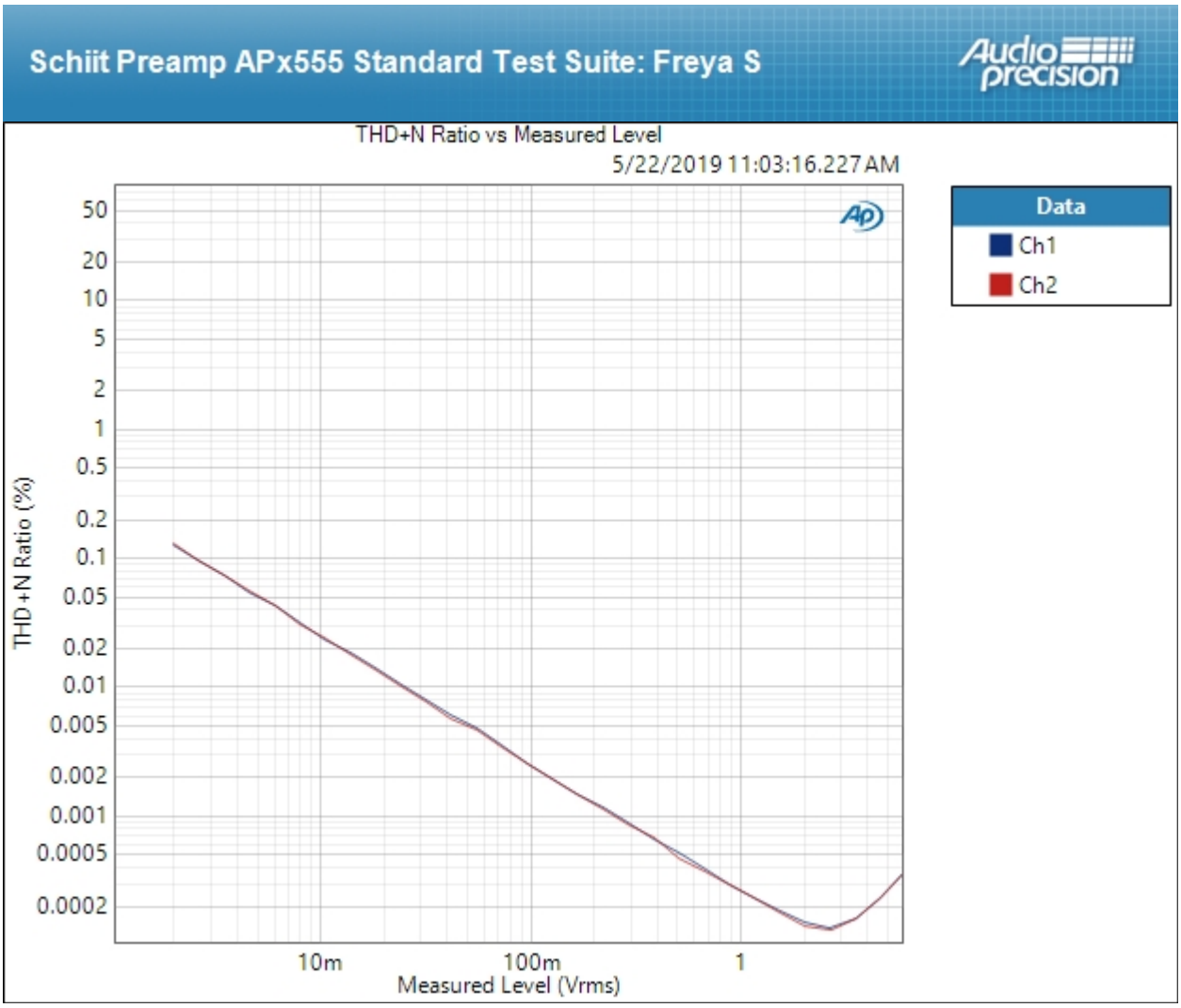

Result: PASSED

X4 Gain : Signal Path Setup

Output Connector:	Analog Balanced
Channels:	2
Generator Mode:	High Performance Sine Generator
Configuration:	Normal (Differential)
Source Impedance:	40 ohm
AG52 Generator Option:	Installed
Output EQ:	None
Input Connector:	Analog Balanced
Channels:	2
Termination:	200 kohm
High Performance Sine Analyzer:	Enabled
Input Bandwidth:	AC (<10 Hz) - 22.4k (48 kHz SR)
Device Delay:	0.000 s
Input EQ:	None

• References

dBr G:	100.0 mVrms
dBm (Output Power):	600.0 ohm
W(watts) (Output Power):	8.000 ohm
Shared Frequency Reference:	1.00000 kHz
dBrA:	1.000 Vrms
dBrB:	1.000 Vrms
dBrA Offset:	0.000 dB
dBrB Offset:	0.000 dB
dBSPL1:	10.00 mVrms
dBSPL2:	10.00 mVrms
dBSPL1 Calibrator Level:	94.000 dBSPL
dBSPL2 Calibrator Level:	94.000 dBSPL
dBm (Input Power):	600.0 ohm
W(watts) (Input Power):	8.000 ohm

• DCX

DCX is not detected.

• Clocks

Output Rate:	Track Output SR
Sync Out Level:	3.300 V
Sync Out Polarity:	Normal

Timebase Reference:	Internal
Jitter:	Disabled
• Triggers	
Source:	Off
Input Logic Level:	3.300 V
Edge:	Rising

X4 Gain : Level and Gain

Waveform:	Sine
Generator Mode:	High Performance Sine Generator
Generator Level:	550.0 mVrms
Frequency:	1.00000 kHz

RMS Level (5/22/2019 11:03:40.488 AM)

Ch1 4.700 Vrms
Ch2 4.707 Vrms

X4 Gain : DC Level

Waveform:	Sine
Generator Level:	0.000 Vrms
DC Offset:	0.000 V
Frequency:	1.00000 kHz
Delay Time:	100.0 ms
Acquisition Time:	333.0 ms

DC Level (5/22/2019 11:03:41.569 AM)

Ch1 -3.011 mV
Ch2 -1.109 mV

X4 Gain : Signal Analyzer

Waveform:	Sine
Generator Mode:	High Performance Sine Generator
Generator Level:	550.0 mVrms
Frequency:	1.00000 kHz
Secondary Source:	None
Measured 1	5/22/2019 11:03:45 AM
Acquisition Type:	Auto
Trigger:	Free Run
Delay Time:	250.0 ms
Input Bandwidth:	Use Signal Path
FFT Length:	32K
Averaging:	Power
Averages:	3
Window:	AP-Equiripple
Record Acquisition:	False
Recording Type:	Multiple Mono PCM (.wav)

FFT Spectrum (5/22/2019 11:03:45.183 AM)

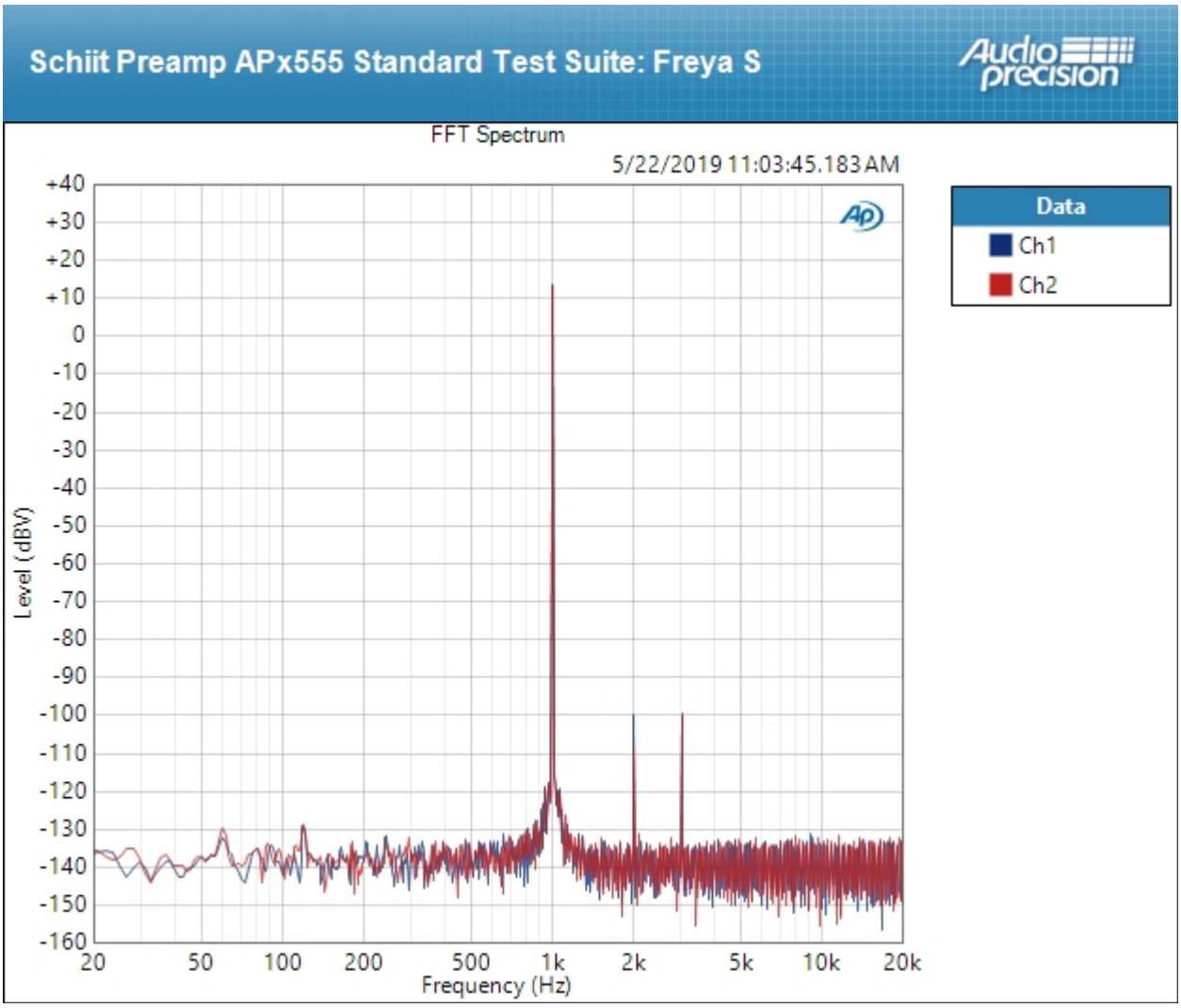

Result: PASSED

X4 Gain : Frequency Response

Start Frequency:	20.0000 Hz
Stop Frequency:	20.0000 kHz
Generator Level:	1.000 Vrms
DC Offset:	0.000 V
EQ:	None
Pre-Sweep:	100.0 ms
Sweep:	350.0 ms
Extend Acquisition By:	50.00 ms
Secondary Source:	None
Measured 1	5/22/2019 11:03:47 AM

Relative Level (1.00000 kHz) (5/22/2019 11:03:47.162 AM)

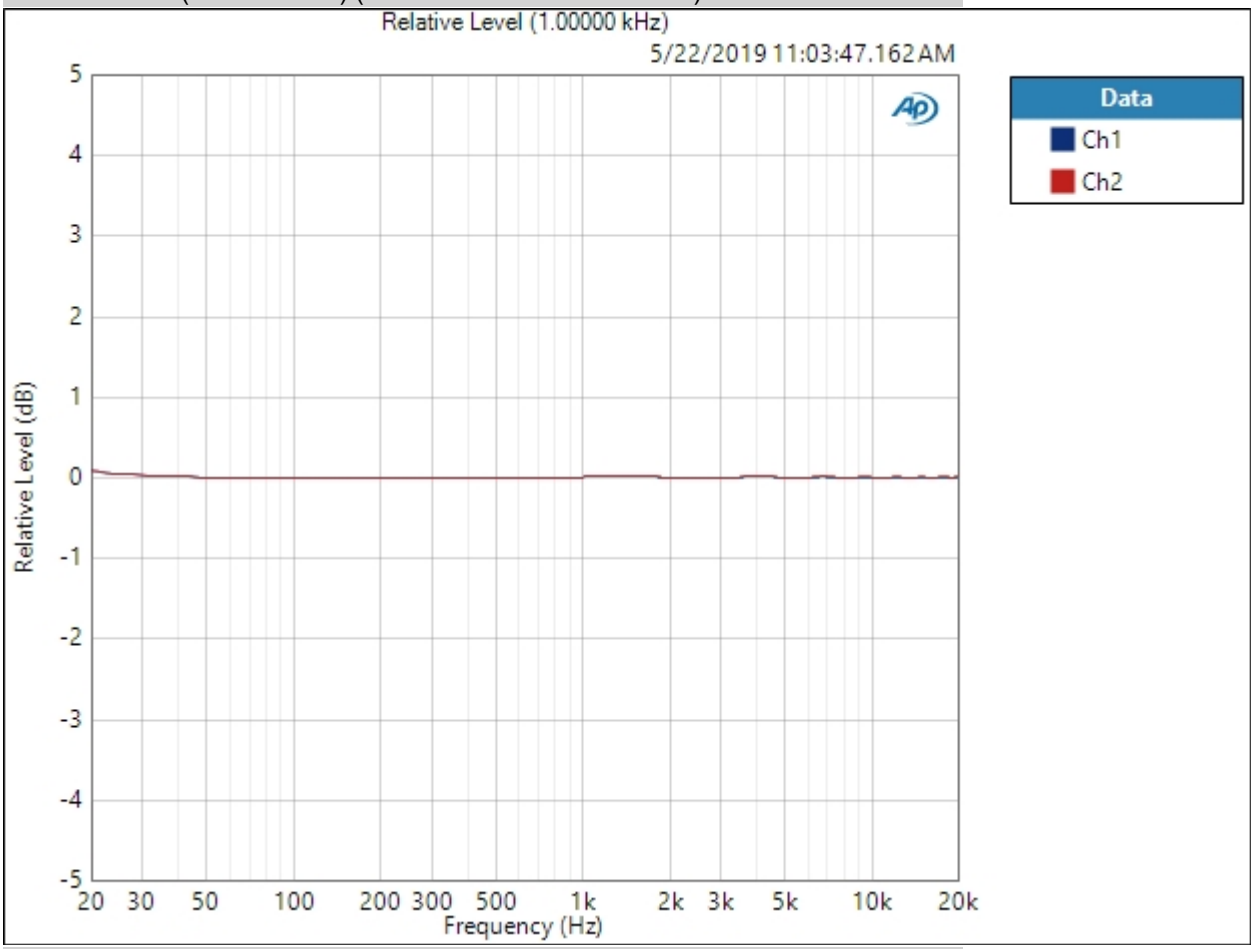

Relative Level (1.00000 kHz) Parameters

Mode: Normalized at Reference

Ref Frequency: 1.00000 kHz

Result: PASSED

Deviation (20.0000 Hz - 20.0000 kHz) (5/22/2019 11:03:47.162 AM)

Ch1 ±0.040 dB

Ch2 ±0.039 dB

Deviation (20.0000 Hz - 20.0000 kHz) Parameters

Min: 20.0000 Hz

Max: 20.0000 kHz

X4 Gain : Signal to Noise Ratio

Waveform:	Sine
Generator Mode:	High Performance Sine Generator
Generator Level:	550.0 mVrms
Frequency:	1.00000 kHz
Low-pass Filter:	20 kHz
Weighting Filter:	A-wt.
High-pass Filter:	20 Hz

Signal to Noise Ratio (5/22/2019 11:03:49.109 AM)

Ch1 117.428 dB

Ch2 117.341 dB

X4 Gain : THD+N

Waveform:	Sine
Generator Mode:	High Performance Sine Generator
Generator Level:	550.0 mVrms
Frequency:	1.00000 kHz
Low-pass Filter:	20 kHz
Weighting Filter:	Signal Path
High-pass Filter:	20 Hz
Notch Tuning Mode:	Measured Frequency

THD+N Ratio (5/22/2019 11:03:51.415 AM)

Ch1 0.000790 %

Ch2 0.001083 %

THD Ratio (5/22/2019 11:03:51.415 AM)

Ch1 0.000321 %

Ch2 0.000243 %

Noise Ratio (5/22/2019 11:03:51.415 AM)

Ch1 0.000178 %

Ch2 0.000179 %

Distortion Product Ratio (5/22/2019 11:03:51.415 AM)

Channel	F	H2	H3	H4	H5	H6	H7	H8	H9	H10
	1.000k	2.000k	3.000k	4.000k	5.000k	6.000k	7.000k	8.000k	9.000k	10.00k
Ch1	-0.00	-112.77	-113.07	-147.46	-141.01	-142.19	-142.79	-142.86	-144.85	-143.84
	1.000k	2.000k	3.000k	4.000k	5.000k	6.000k	7.000k	8.000k	9.000k	10.00k
Ch2	-0.00	-121.44	-112.93	-149.03	-144.20	-144.09	-144.27	-144.02	-143.55	-141.22

Distortion Product Ratio Parameters

Frequency Unit:	Hz
Ratio Unit:	dB

X4 Gain : IMD Level Sweep (CCIF)

IMD Type:	CCIF
Waveform:	IMD
Generator Level:	2.000 Vrms
DC Offset:	0.000 V
Mean Frequency:	12.5000 kHz
Diff Frequency:	80.0000 Hz
IMD Split:	False
Start Level:	1.000 mVrms
Stop Level:	2.000 Vrms
Step Type:	Logarithmic
Number of Points:	31
Mode:	d2+d3
Measured 1	5/22/2019 11:04:20 AM

CCIF Ratio (5/22/2019 11:04:20.604 AM)

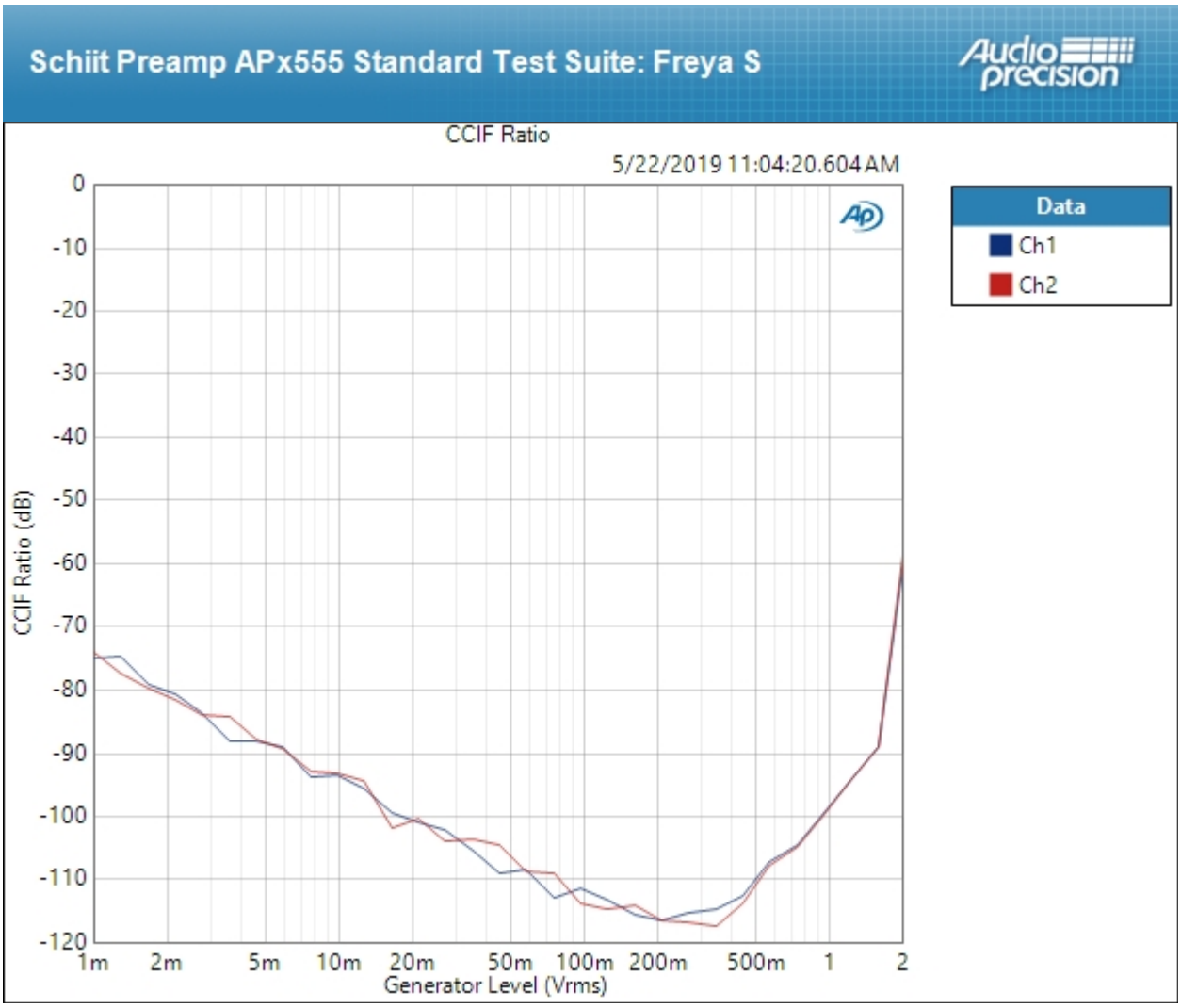

Result: PASSED

X4 Gain : IMD Frequency Sweep (CCIF)

Generator Level:	550.0 mVrms
DC Offset:	0.000 V
Sweep Frequency:	Mean Frequency
Mean Frequency:	12.5000 kHz
Diff Frequency:	80.0000 Hz
IMD Split:	False
Start Frequency:	20.0000 kHz
Stop Frequency:	250.000 Hz
Step Type:	Logarithmic
Number of Points:	31
Mode:	d2+d3
Measured 1	5/22/2019 11:04:30 AM

CCIF Ratio (5/22/2019 11:04:30.008 AM)

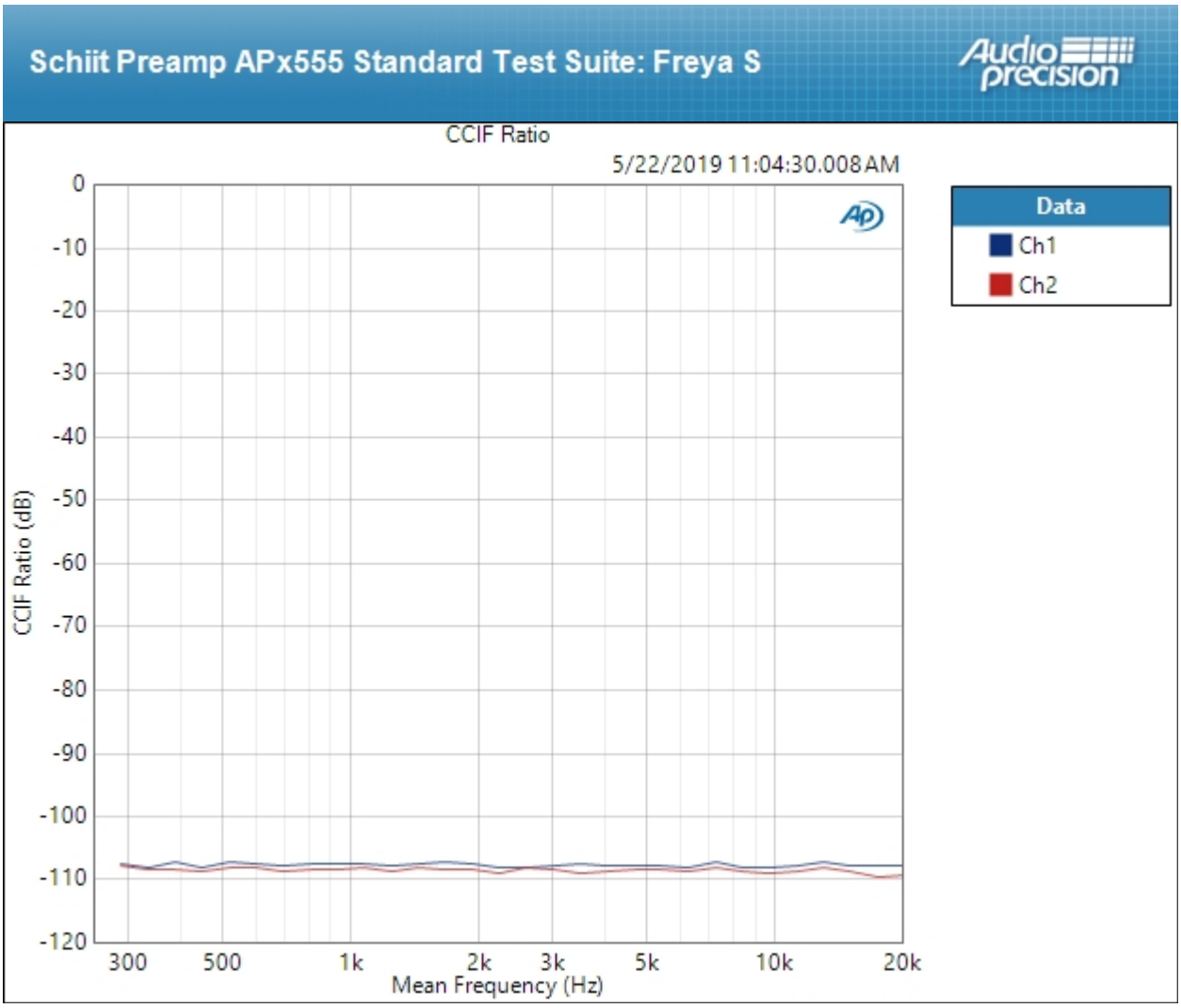

Result: PASSED

X4 Gain : Crosstalk, One Channel Undriven	
Waveform:	Sine
Generator Mode:	High Performance Sine Generator
Generator Level:	550.0 mVrms
Frequency:	10.0000 kHz

Crosstalk (5/22/2019 11:04:34.857 AM)
Ch1 -118.497 dB
Ch2 -118.281 dB

X4 Gain : Stepped Level Sweep

Waveform:	Sine
Generator Mode:	High Performance Sine Generator
Generator Level:	100.0 mVrms
Frequency:	1.00000 kHz
Start Level:	1.000 mVrms
Stop Level:	2.000 Vrms
Step Type:	Logarithmic
Number of Points:	31
Low-pass Filter:	20 kHz
Weighting Filter:	Signal Path
High-pass Filter:	20 Hz
Notch Tuning Mode:	Generator Frequency
Measured 1	5/22/2019 11:04:48 AM

THD+N Ratio vs Measured Level (5/22/2019 11:04:48.639 AM)

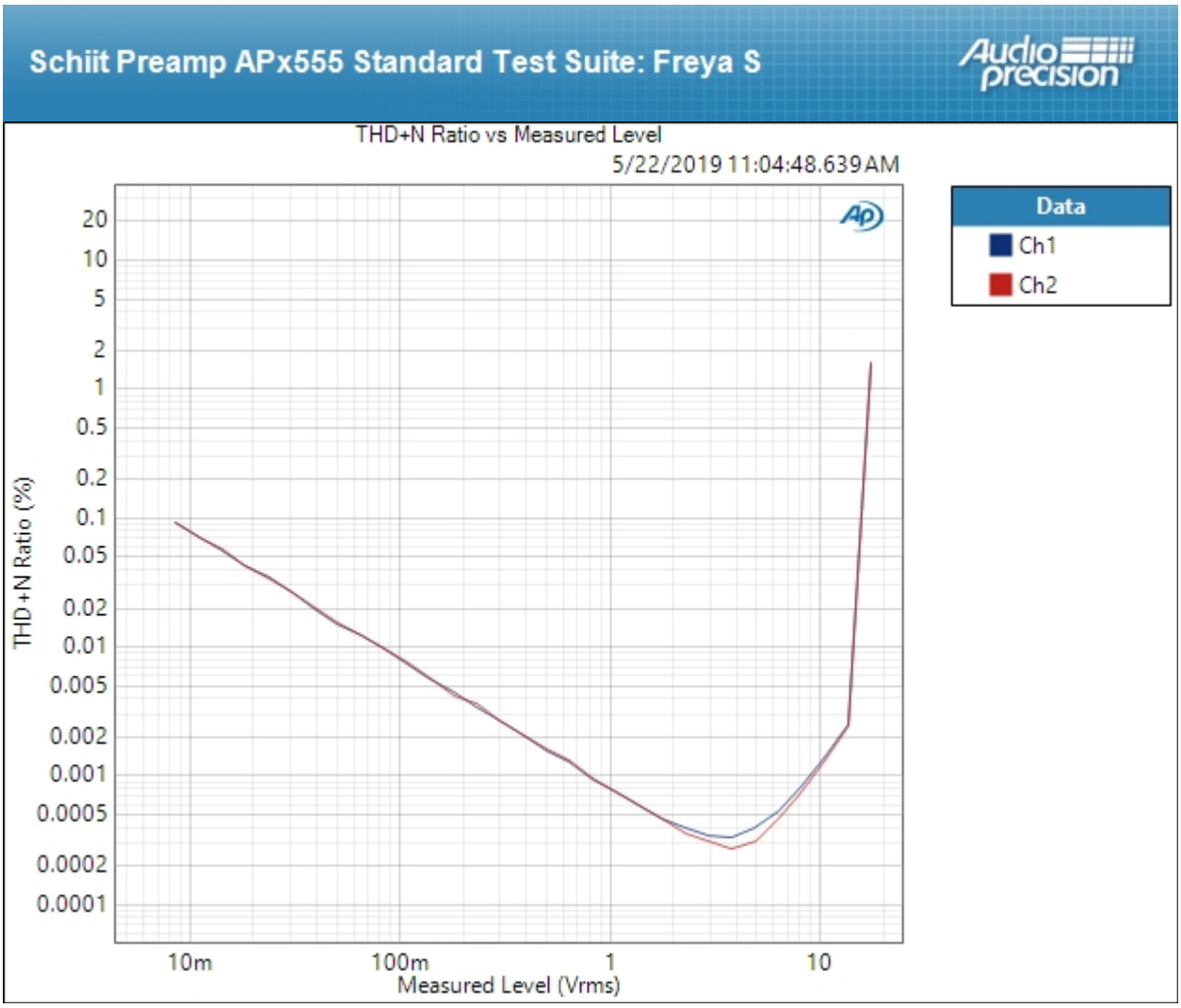

Result: PASSED